



# Score Card 2022-23

OUR MISSION: As Democracy's College, Miami Dade College changes lives through accessible, high-quality teaching and learning experiences. The College embraces its responsibility to serve as an economic, cultural and civic leader for the advancement of our diverse global community.

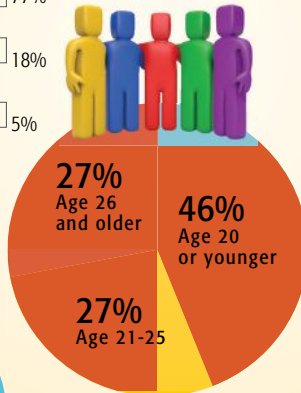
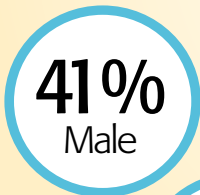
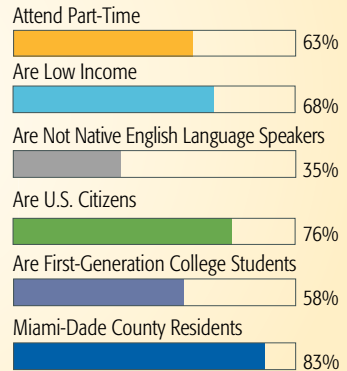
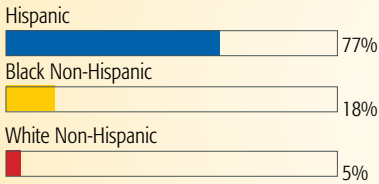
MDC offers over 300 programs and pathways in certificate, associate and baccalaureate programs at eight campuses, multiple outreach centers across Miami-Dade County, and MDC Online.

## Student Profile

Academic Year 2021-22  
College Credit Student Headcount

# 74,937

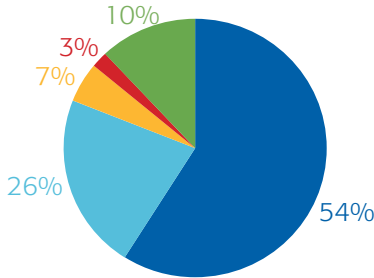
**166** different nationalities    **50** different languages



**23.2** Average age of associate degree students  
**29.8** Average age of baccalaureate degree students

In Fall, **18%** of students are new first-time freshmen and **8%** dual high school enrollees.

### Enrollment by Degree Program



- Associate in Arts (transfer degree)
- Associate in Science (career-oriented two-year degree)
- Bachelor's degree
- College Credit Certificate (short-term career programs)
- Other (non-degree programs for transfer; skills upgrade or personal interest; dual enrollment)

# 87%

indicated that MDC was their first choice of institution to attend

Reasons for choosing MDC:

- Cost
- Location
- Quality/Reputation
- Specific programs

# 77%

of students have an annual household income of less than \$41,911

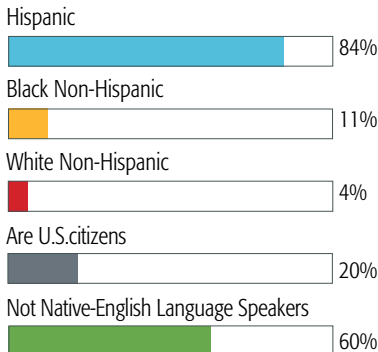
# 73%

work while attending College

## Professional Development and Continuing Education Programs

# 25,346

Non-Credit Students Enrolled

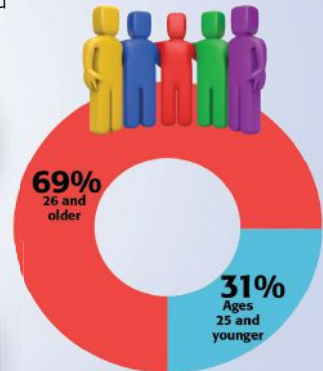


# 42%

Male

# 58%

Female



## Tuition and Fees

\$3,547



Annual tuition and fees for associate degree programs (full-time, 30 credits)

\$3,897



Annual tuition and fees for bachelor's degree programs (full-time, 30 credits)

Only 2% of



MDC full-time, first-time students take out federal student loans

## Financial Aid

Full-time, first-time students receiving financial aid

92%

Average amount of grant or scholarship aid that full-time, first-time students received

\$6,698

Average Net Price for full-time, first time students

\$4,211

MDC typically awards grant or scholarship aid that exceeds tuition and fees.

## Progress and Completion

Retention Rate

60%

Percent of first-time, full and part-time students who returned the subsequent fall term after their first year

Graduation Rate

45%

Percent of first-time, full-time, degree/certificate-seeking students who graduated in three years

Success Rate

88%

Percent of first-time-in-college students who graduated, are still enrolled in good standing, or who transferred after four years.

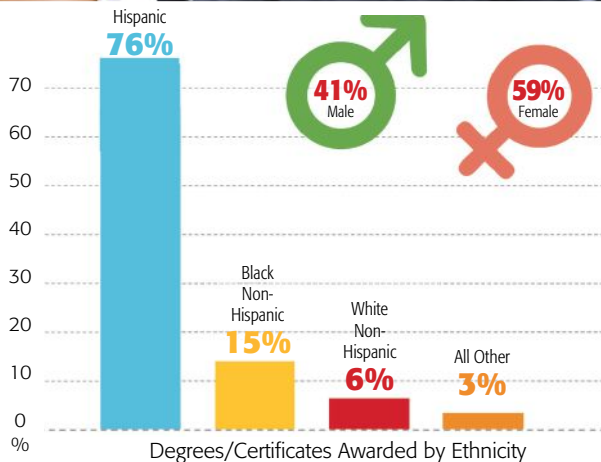
### Students are more likely to return if they are:

- Passing their classes
- Enrolled in in-person classes
- Enrolled full-time
- Academically prepared
- Enroll directly after high school

### Students say the following reasons are most likely to cause them to withdraw:

- Transfer to four-year institution
- Lack of finances
- Working full-time
- Caring for dependents

# Graduates and Degrees



**MDC confers more associate degrees than any other community college in the country.**

## **Degrees Awarded Among Large Postsecondary Institutions:**

- #1 in associate degrees awarded to Hispanics
- #4 in associate degrees awarded to Black students
- #1 in associate degrees in Liberal Arts and Sciences, General Studies and Humanities awarded to minorities
- #2 in associate degrees in Nursing

**MDC ranks #1** for third year in a row for students earning Industry Certifications

## **Graduates indicated that MDC helped them:**

- Communicate effectively using listening, speaking, reading, and writing skills
- Formulate strategies to locate, evaluate, and apply information
- Solve problems using critical and creative thinking and scientific reasoning
- Use computer emerging technologies effectively
- Demonstrate knowledge of ethical thinking and its application to issues in society

# Employment and Outcomes



77%

Associate in Arts graduates who transferred to Florida colleges and universities to continue their education



93%

Associate in Science degree graduates who found employment (including serving in the Military)



95%

Bachelor's degree graduates who found employment (including serving in the Military)

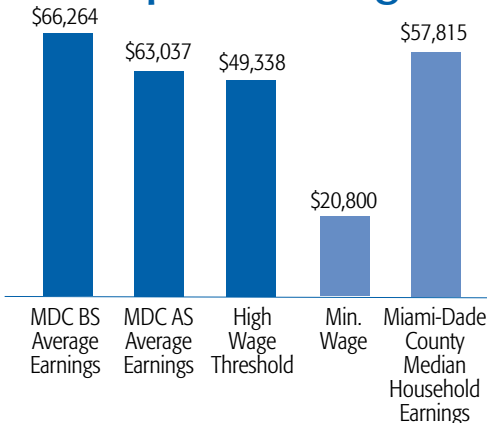
\$63,037

Average annual earnings of Associate in Science degree graduates

\$66,264

Average annual earnings of Bachelor's degree graduates

## Competitive Wages



## Student Satisfaction



88%

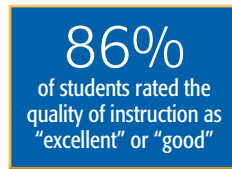
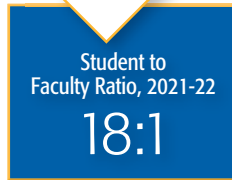
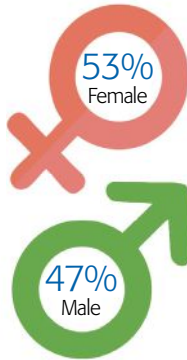
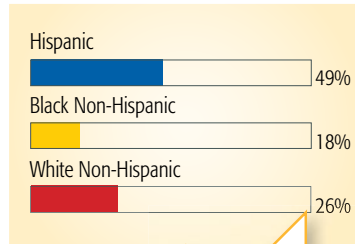
of graduates indicated their overall satisfaction with Miami Dade College.

## Student Engagement

- MDC students are engaged in their studies, a key indicator of student learning and success.
- MDC outperforms the 2022 Community College Survey of Student Engagement (CCSSE) cohort, extra-large institutions, and participating Florida College System institutions in Active and Collaborative Learning, Student Effort, Academic Challenge, Student-Faculty Interaction and Support for Learners.

# Institutional Resources and Effectiveness

## Faculty



## Job Placement

- 85% of Associate in Science graduates are placed in training related jobs. 93% are working just after graduation.

- 78% of Baccalaureate graduates are placed in training related jobs. 95% are working right after graduating.


- MDC AS graduate earnings have been consistently just above adjusted statewide Florida College System AS graduate earnings. AS state earnings are adjusted for the elevated cost of living in Miami-Dade County. (e.g., latest \$63,037 MDC AS earning vs. \$59,620 FCS statewide AS cost-of-living adjusted earning).

## Expenditures



**81%**  
of MDC's expenditures  
allocated to direct instruction,  
academic support, student  
services, and scholarships

**15%**  
of MDC's expenditures  
allocated to institutional  
support, auxiliary enterprises,  
and public service



**ABOUT THE DATA:** Unless otherwise indicated, data are for students seeking a workforce-ready or transferable degree or certificate. Data are from Miami Dade College's administrative records, student surveys, projects/studies, the Florida Department of Education's Florida College System Research and Analytics, and the U.S. Department of Education's Integrated Postsecondary Education Data System. Last Updated: 02/2023